

WebEx – How to Join a Meeting

Below are multiple ways to join a WebEx meeting.

➤ *From the Meeting Invitation Email*

click [join the meeting](#)

Megan N Reinle invites you to join this WebEx meeting.

WebEx Meeting
Tuesday, April 11, 2017
8:25 am | Central Daylight Time (Chicago, GMT-05:00) | 1 hr
Meeting number: 644 585 477
Meeting password: BoilerUp

[Add to Calendar](#) When it's time, [join the meeting.](#)

➤ *From the Webex website*

Go to **My Meetings** and click the **Join** button

PURDUE UNIVERSITY

Home Meeting Center Event Center Training Center Support Center My WebEx

English : Chicago Time

My WebEx Meetings

Daily Weekly Monthly All Meetings

< April 11, 2017 > 31

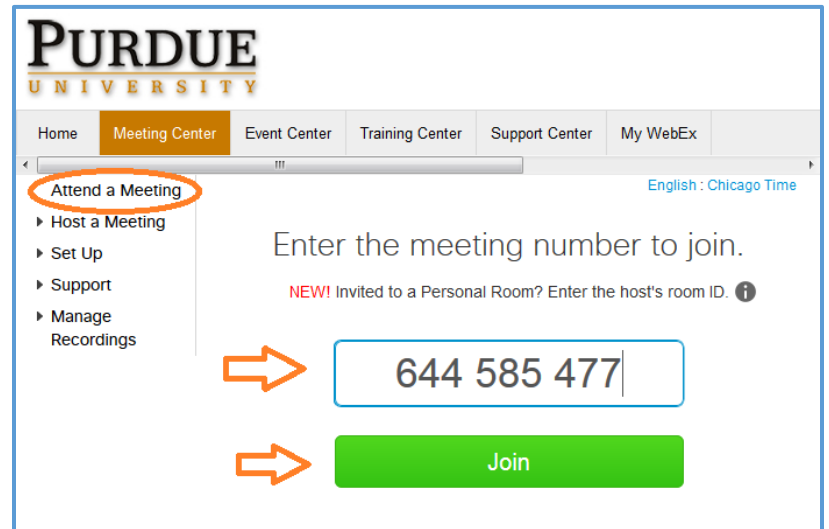
The meetings you are invited to Show past meetings

Time	Topic	Type
9:00 am		
● 9:05 am	WebEx Meeting	Meeting

Join

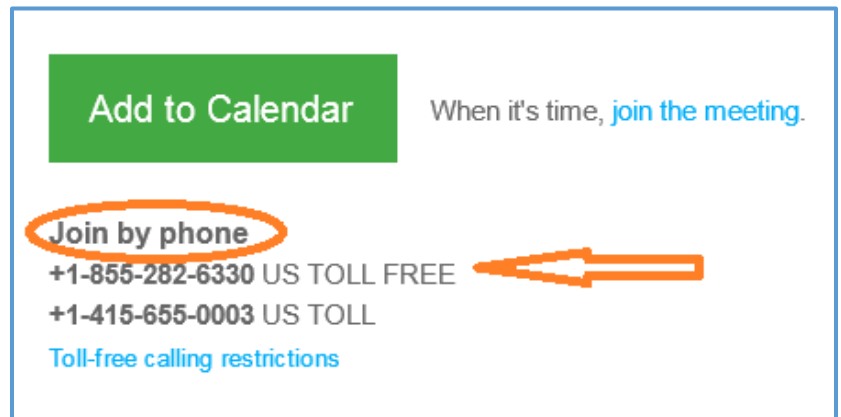
➤ From the Webex site

Go to **Attend a Meeting** and enter **meeting number** then click the **Join** button



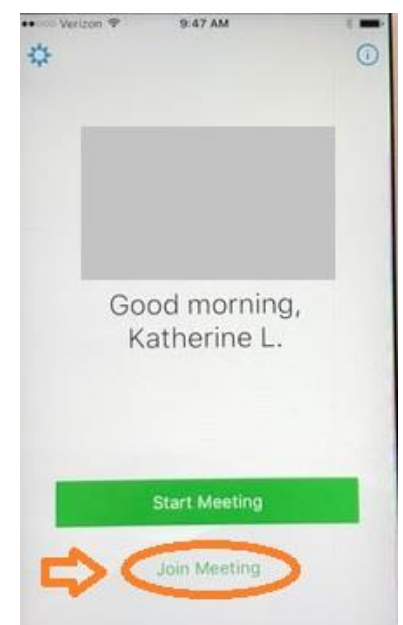
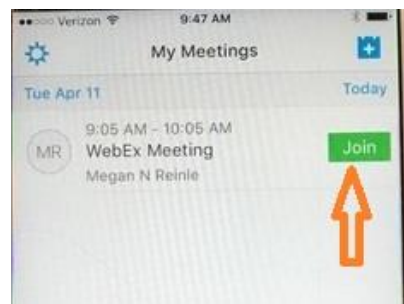
➤ From a Phone

Dial the **Phone number** shown on the Meeting Invitation email



➤ From a Mobile Device

Start the Cisco WebEx meeting app. On the landing page select **Join Meeting** and enter the **meeting number** or go to the My Meetings page and tap the **Join** button.



- ❖ Once you join the meeting you need to choose your **Audio** and/or **Video** settings.
- ❖ If the Join button is inactive, the host may not have started the meeting yet.